
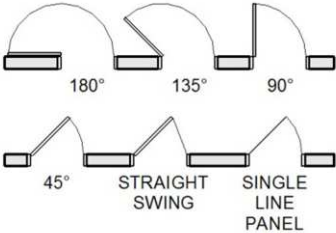

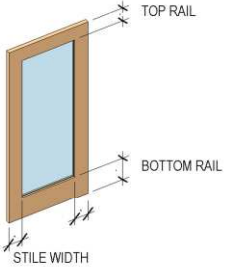

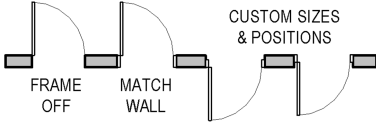
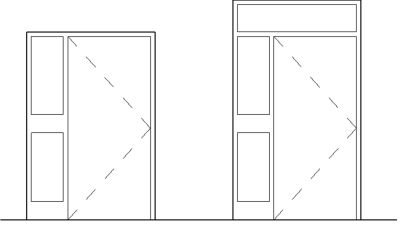
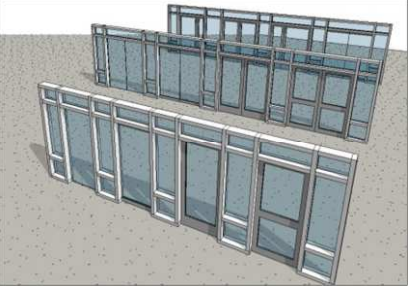
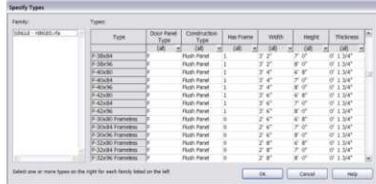
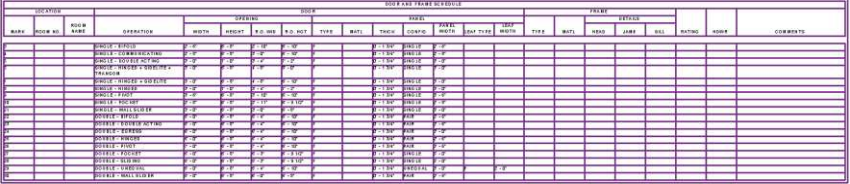


OVERVIEW

The myCADD door library is a collection of door families designed to provide the **variety and flexibility** which is missing from the default Autodesk Revit door libraries. They are designed to be flexible enough to meet your needs and at the same time are easy to use. The key features of the library are as follows.

<h4>CONTROLLABLE SWING DISPLAY</h4>  	<h4>INTERCHANGEABLE DOOR PANELS</h4>  <p>Flush, Full Glass, Half Glass, Narrow Lite, Storefront, etc.</p>	<h4>CUSTOMIZABLE DOOR PANELS</h4>  
<h4>FRAME OPTIONS</h4>  <p>Turn frame on/off, Adjustable frame size and position.</p>	<h4>SIDLIGHTS AND TRANSOMS</h4> 	<h4>Curtain Wall Families</h4> 
<h4>TYPE CATALOGS</h4>  <p>Easy to select from Hundreds of Variations.</p>	<h4>CONSISTENT SCHEDULING ACROSS FAMILIES</h4>  <p>Schedule width of each panel in double doors!</p>	

LIBRARY INCLUDES

- ✓ 28 FAMILIES - 19 DOOR FAMILIES & 9 CURTAIN WALL FAMILIES
- ✓ 16 CUSTOM PANEL TYPES
- ✓ PROTOTYPE DOOR SCHEDULE
- ✓ WORKS WITH REVIT 2011, 2012, 2013

COMPLETE LIST OF FAMILIES

Wall Hosted

- Single – Hinged
- Single – Hinged + Sidelite
- Single – Hinged + Sidelite + Transom
- Single – Bifold
- Single – Pocket
- Single – Wall Slider
- Single – Communicating
- Single – Pivot
- Single – Double Acting

- Double – Hinged
- Double – Hinged + Sidelite
- Double – Unequal
- Double – Bifold
- Double – Pocket
- Double – Wall Slider
- Double – Pivot
- Double – Double Acting
- Double – Unequal
- Double – Egress

Curtain Wall

- Single – Hinged – CW
- Single – Pivot – CW
- Single – Double Acting - CW
- Double – Hinged – CW
- Double – Pivot – CW
- Double – Sliding Entrance - CW
- Double – Double Acting - CW
- Double – Unequal – CW
- Double – Bifold - CW

List of Panel Types

- AG – All Glass
- AG-R – All Glass with Top and Bottom Rails
- F – Flush
- FG – Full Glass
- G – Half Glass
- L – Louver (bottom)
- LF – Louver (full)
- N – Narrow Vision Lite
- P – Single Panel
- P2 – 2 Panel
- P3 – 3 Panel
- P4 - 4 Panel
- P6 – 6 Panel
- S – Storefront
- S2 – Storefront + Middle Rail
- V – Vision Lite (Square Centered)

WHY MYCADD DOORS?

Ease of Use – We explored building all of the door options in one family, but it made the families too difficult to use and easy to break. By breaking the library up into multiple families each family takes up much less memory and is easier to use.

Consistent Parameters

