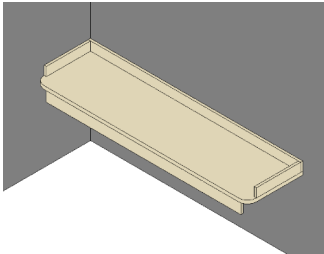
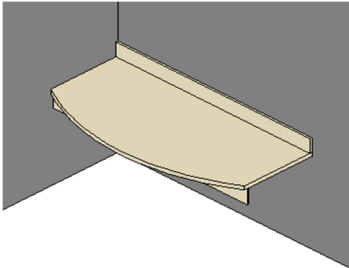
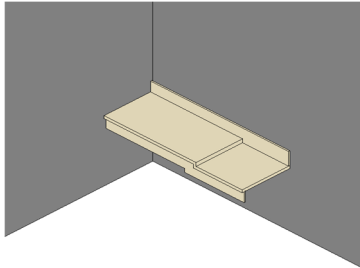
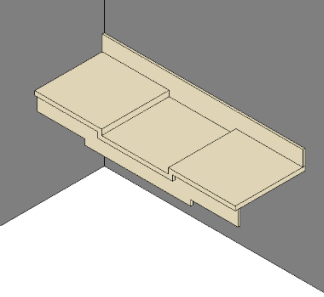
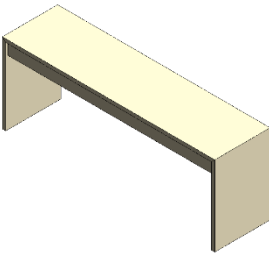
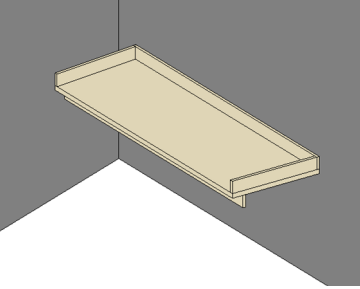
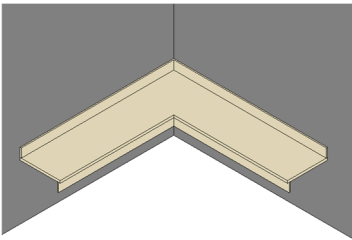
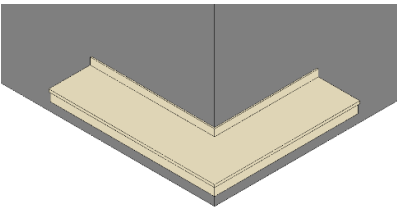
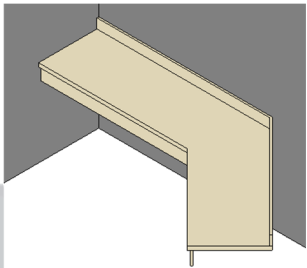
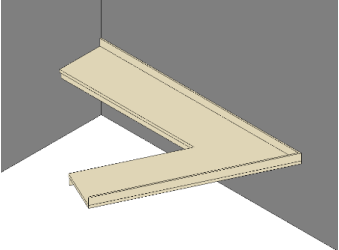
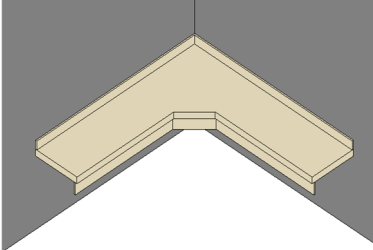
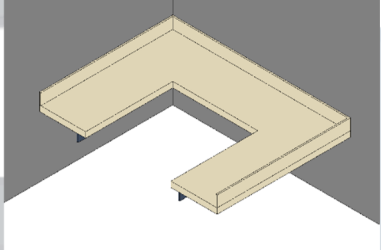


OVERVIEW

The countertop library for Revit was designed to provide the variety and flexibility which is missing from the default countertop libraries. All Families are compact and easy to use. All Families include Schedulable Parameters for Total Length, Total Frontage, and Countertop Depth.. The key features of the library are:

- ❑ Adjustable Length, Depth, Height
- ❑ Adjustable Backsplash, Sidesplash & Aprons
- ❑ Control visibility of each sub-component
- ❑ Materials assigned to each sub-component

| | | |
|-------------------------------------------------------------------------------------------------------------------------------------------------------|--------------------------------------------------------------------------------------------------------------------------------------------------------|-------------------------------------------------------------------------------------------------------------------------------------------------------|
| <p style="text-align: center;">STRAIGHT</p>  | <p style="text-align: center;">STRAIGHT-CURVE FRONT</p>  | <p style="text-align: center;">STRAIGHT WITH ADA DROP</p>  |
| <p style="text-align: center;">STRAIGHT WITH ADA MIDDLE</p>  | <p style="text-align: center;">STRAIGHT-WATERFALL</p>  | <p style="text-align: center;">STRAIGHT- DBL ANGLE</p>  |
| <p style="text-align: center;">L-SHAPED-INSIDE CORNER</p>  | <p style="text-align: center;">L-SHAPED-OUTSIDE CORNER</p>  | <p style="text-align: center;">L-SHAPED-OBTUSE ANGLE</p>  |
| <p style="text-align: center;">L-SHAPED-ACUTE ANGLE</p>  | <p style="text-align: center;">L-SHAPED-CHAMFER</p>  | <p style="text-align: center;">U-SHAPED</p>  |