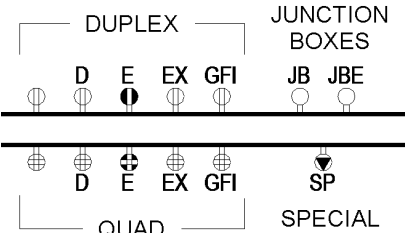
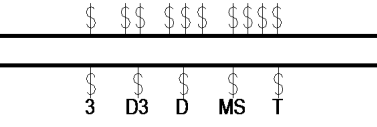
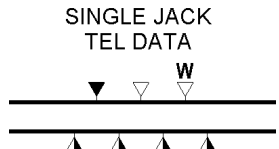
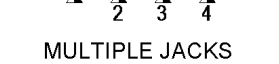
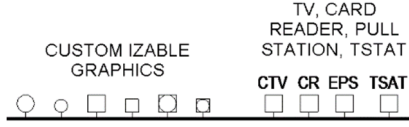
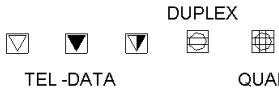
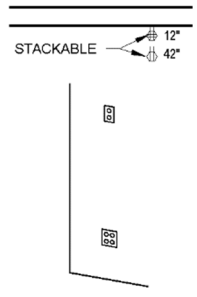
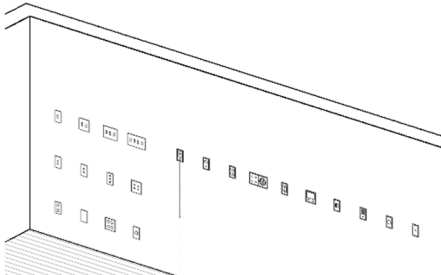


OVERVIEW

The power\tel-data families included in the default library a major short-coming...they are all "Wall-hosted". If you delete the wall the symbol is hosted to, all the power tel-data symbols are also deleted, & without warning!

We have built a replacement library with **Non-Hosted** families. The families are simple yet flexible and can be customized to meet your graphic standards. They contain multiple graphic options for plan, elevation and 3D. They include options to display plan labels or can be tagged. They can be stacked vertically and plan graphics shifted horizontally as needed without affected true position in 3D. The cut plane for the families can be adjusted to control display in plan and RCP.

<p>OUTLETS 13 Types in Family, Adjustable Height, Interchangeable Cover Plates</p> 	<p>SWITCHES 9 Default Types, Adjustable Height, Interchangeable Cover Plates</p> <p>SINGLE, DOUBLE, TRIPLE, QUAD</p>  <p>3-WAY, DIMMER, TIMER, MOTION SENSOR</p>	<p>TEL-DATA 7 Types, Adjustable Height, Interchangeable Cover Plates</p> <p>SINGLE JACK TEL DATA</p>  <p>MULTIPLE JACKS</p> 
<p>COMMUNICATIONS Customizable Plan Graphics</p>  <p>10 COVER PLATE TYPES</p>	<p>FLOOR OUTLETS</p> 	<p>STACKABLE (3D AND PLAN)</p> 
<p>3D AND ELEVATION GRAPHICS 11 COVER PLATE FAMILIES (ELEVATION & 3D GRAPHICS)</p> 		

LIBRARY INCLUDES

- 8 NON-Hosted Families – 28 Integrated Types
- 11 Cover Plate Families